

DESCRIPTION

Compliance

- ENEC safety mark.
- In compliance with EN 60598-1; EN 60598-2-3; EN 62031; EN 55015 EMC; EN 61547 EMC; EN 61000-3-2/3; IEC/TR 62778.



Dimensions

Height	Width	Length	Weight	IP	IK	Area (S)
774mm	585mm	585mm	17Kg	66	08	0.106 m ²

Electrical characteristics

Voltage	Frequency	Cos φ	Insulation class	Operative Temp.
220-240V	50/60Hz	> 0,9	CL II	-35°C/+50°C

- Class I of insulation on request.

Fixing

- Post top mounting on tubes Ø 60mm (with adapter ring) or on Ø 76mm tubes (without adapter ring), flush on Ø 89mm tube.

Materials

- Cast and sheet aluminium (UNI EN 1706).
- Extra-clear transparent and prismatic flat glass.
- Stainless-steel fasteners.
- Internal reflector made of PC.

Structure – Main components

- Upper shell can be opened with screws.
- Main body in die-cast aluminium.
- Double screen with a white PC reflector.
- Integrated heat sink in cast aluminium
- Osmotic valve for balance internal/external pressure.
- Dedicated space for any surge protection devices or remote control systems.

Electrical auxiliaries

- Electronic power supply with protection against short circuits, overheating and power surges with an estimated B10 duration of 100,000 h.
- Standard surge protection for differential/common mode 6kV/10kV (CL I, CL II).
- Pre-installed power cable.

Operations and maintenance

- During maintenance operations no screw or component is separated from the structure - please refer to product installation and maintenance manual -.
- It is responsibility of the installer the correct installation and electric connection in accordance with applicable regulations.

Finish

- Standard colour: Neri Gray.
- Paint system (see specific technical sheet).

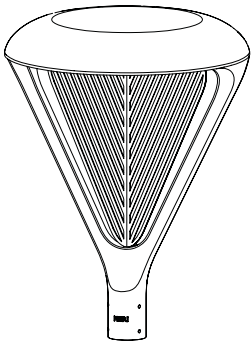
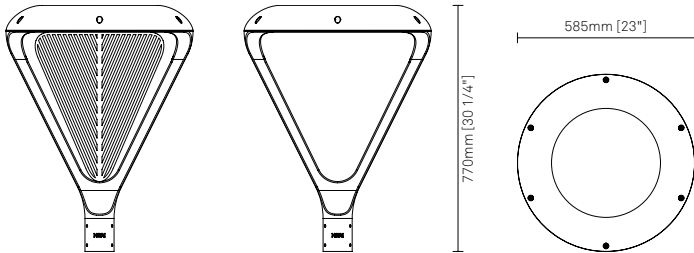
Accessories

- Decorative blade in anodized aluminum (customisable on request).
- SPD 10kV DM/CM
- Zhaga connector.
- NEMA Socket (3 or 7 pin).

DRAWINGS



Lang is a two brackets post top luminaire characterised by two light sources, that can be completely independent in terms of distributions and lumen output. Versions available are: basic (one light source); ready (two light sources, one driver and a list of ready-made distributions and flux configurations to choose from); pro (fully customisable version with two drivers if needed).



Version with decorative blade

BASIC | PRISMATIC

The 'Basic' version is equipped with one light source and can be adopted every time the area adjacent to the illuminated one has to remain dark or does not need lighting. Light distributions available are symmetric and asymmetric (Type II, III, IV, V; lumen outputs range from 2,500 to 7,500.

Lighting distribution	Screen	LOR*	ULOR
Type II	Prismatic	100%	0%
Type III	Prismatic	100%	0%
Type IV	Prismatic	100%	0%
Type V	Prismatic	100%	0%

*LOR: optical efficiency appliance due to the physical shielding.
- Modular 3 X 3 refractive lens in PMMA.
- High efficiency reflector in plastic material for flux recovery and glare reduction.

Luminous flux - 3,000K

System**		LED module			
lm tot	W tot	lm/W	n LED	mA	W
2,500	23.8	105	16	442	20.5
3,500	35.0	100	16	658	30.8
4,500	40.5	111	32	391	34.9
6,000	55.0	109	32	542	49.0
7,500	73.0	103	32	718	65.0

Luminous flux - 4,000K

System**		LED module			
lm tot	W tot	lm/W	n LED	mA	W
2,500	22.1	113	16	411	19.0
3,500	32.3	108	16	608	28.4
4,500	37.4	120	32	365	32.5
6,000	50.7	118	32	502	45.2
7,500	66.6	113	32	661	60.0

** The energy values in the table refer to LED module + driver.
- CCT 2,200K and 2,700K on demand.
- LED type: CSP Nichia
- Life time specification for gradual light output degradation (EN 62722-2-1, LM80 data) 100,000h L80B10 (Tq = 25°C).
- Colour Rendering Index: ≥ 70
- Angular color uniformity $\Delta u'v' \leq 0,003$
- Photobiological risk (IEC/TR 62778): Threshold distance between class RG1 and class RG2 at 1.27 m from the source.

DRIVER FUNCTIONS

1-10V + NCL (Analogic control + Neri Constant Lumen)

AmpDim + NCL (Flux regulator + Neri Constant Lumen)

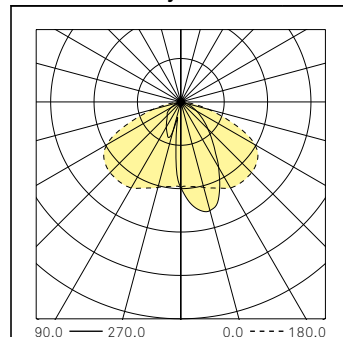
DALI + NCL (Digital control + Neri Constant Lumen)

NVL + NCL (Autodimming -30% x 6h + Neri Constant Lumen)

Zhaga connector + SR

POLAR DIAGRAMS**Type II**

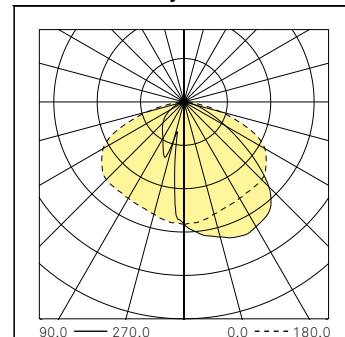
Luminous intensity class G*6

**CIE Flux code**

N.1 N.2 N.3 N.4 N.5
45 79 97 100 100

**Type III**

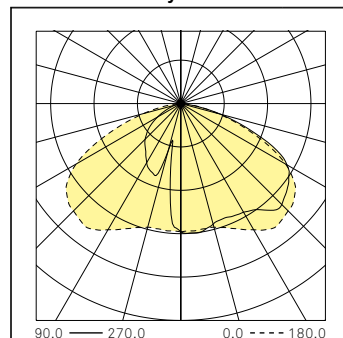
Luminous intensity class G*6

**CIE Flux code**

N.1 N.2 N.3 N.4 N.5
46 80 97 100 100

**Type IV**

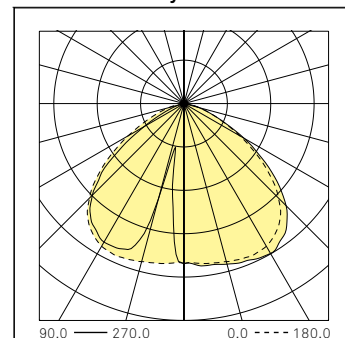
Luminous intensity class G*2

**CIE Flux code**

N.1 N.2 N.3 N.4 N.5
34 71 95 100 100

**Type V**

Luminous intensity class G*6

**CIE Flux code**

N.1 N.2 N.3 N.4 N.5
47 85 98 100 100



BASIC | TRANSPARENT

The 'Basic' version is equipped with one light source and can be adopted every time the area adjacent to the illuminated one has to remain dark or does not need lighting. Light distributions available are symmetric and asymmetric, types: II, III, IV, V; lumen outputs range from 2,500 to 7,500.

Lighting distribution	Screen	LOR*	ULOR
Type II	Transparent	100%	0%
Type III	Transparent	100%	0%
Type IV	Transparent	100%	0%
Type V	Transparent	100%	0%

*LOR: optical efficiency appliance due to the physical shielding.
- Modular 3 X 3 refractive lens in PMMA.
- High efficiency reflector in plastic material for flux recovery and glare reduction.

Luminous flux - 3,000K

System**		LED module			
lm tot	W tot	lm/W	n LED	mA	W
2,500	22.0	114	16	418	19.0
3,500	33.0	106	16	618	29.0
4,500	38.0	118	32	370	33.0
6,000	52.0	115	32	511	46.0
7,500	69.0	109	32	673	61.0

Luminous flux - 4,000K

System**		LED module			
lm tot	W tot	lm/W	n LED	mA	W
2,500	21.0	119	16	389	18.0
3,500	30.0	117	16	572	27.0
4,500	35.0	129	32	346	31.0
6,000	48.0	125	32	474	43.0
7,500	62.0	121	32	620	56.0

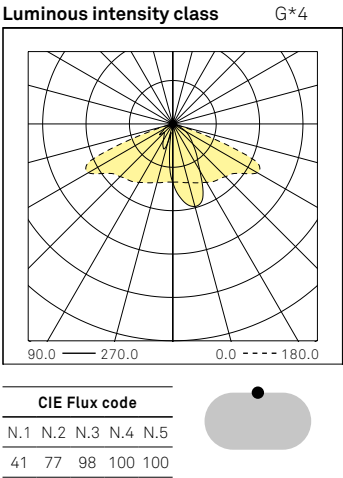
** The energy values in the table refer to LED module + driver.
- CCT 2,200K and 2,700K on demand.
- LED type: CSP Nichia
- Life time specification for gradual light output degradation (EN 62722-2-1, LM80 data) 100,000h L80B10 (Tq = 25°C).
- Colour Rendering Index: ≥ 70
- Angular color uniformity Δu'v' ≤ 0,003
- Photobiological risk (IEC/TR 62778): Threshold distance between class RG1 and class RG2 at 1.27 m from the source.

DRIVER FUNCTIONS

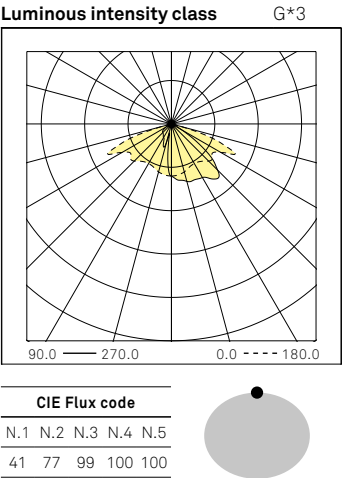
1-10V + NCL (Analogic control + Neri Constant Lumen)
AmpDim + NCL (Flux regulator + Neri Constant Lumen)
DALI + NCL (Digital control + Neri Constant Lumen)
NVL + NCL (Autodimming -30% x 6h + Neri Constant Lumen)
Zhaga connector + SR

POLAR DIAGRAMS

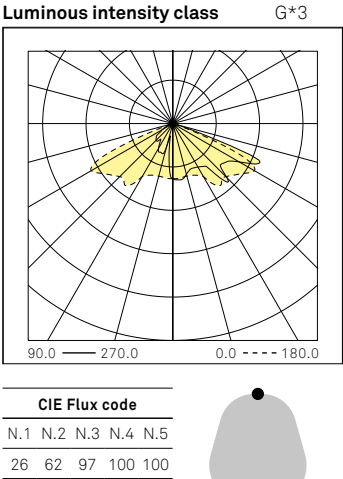
Type II



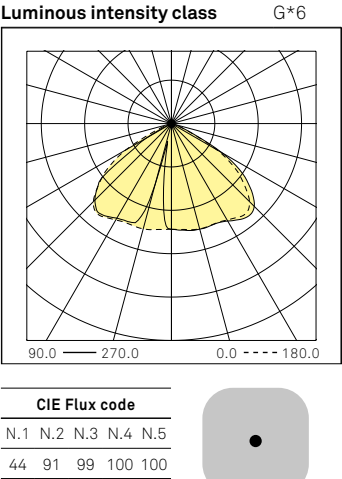
Type III



Type IV



Type V



READY | PRISMATIC

The 'Ready' version is equipped with two light sources and a shared driver. This version comes in five standard and most commonly used configurations. The four light distributions have been already combined together whilst ten different lumen outputs for each source can be selected and adopted.

Lighting distribution	Screen	LOR*	ULOR
Type III + Type III	Prismatic	100%	0%
Type III + Type III	Prismatic	100%	0%
Type IV + Type IV	Prismatic	100%	0%

*LOR: optical efficiency appliance due to the physical shielding.
- Modular 3 X 3 refractive lens in PMMA.
- High efficiency reflector in plastic material for flux recovery and glare reduction.

Luminous flux - 3,000K

System**			Back			Front		
lm tot	W tot	lm/W	n LED	mA	W	n LED	mA	W
5,000	47.6	105	16	442	20.5	16	442	20.5
7,000	70.0	100	16	658	30.8	16	658	30.8
7,500	62.8	119	32	324	27.3	32	324	27.3
9,000	81.0	111	32	391	34.9	32	391	34.9
12,000	104.4	115	32	542	45.9	32	542	45.9
15,000	137.4	109	32	718	61.1	32	718	61.1

Luminous flux - 4,000K

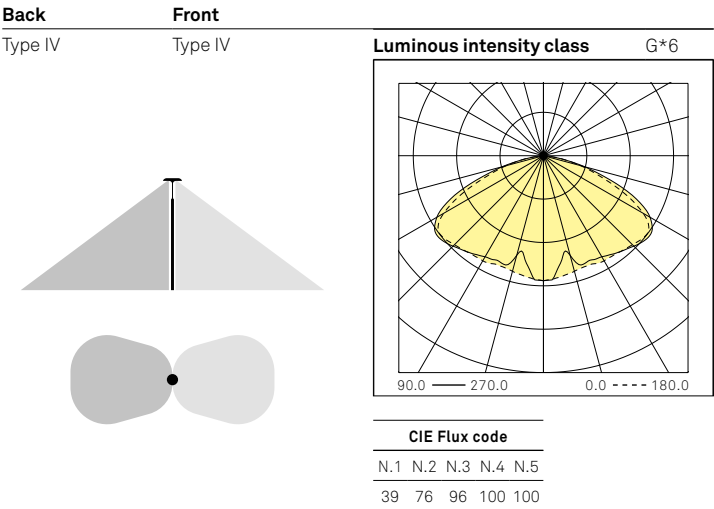
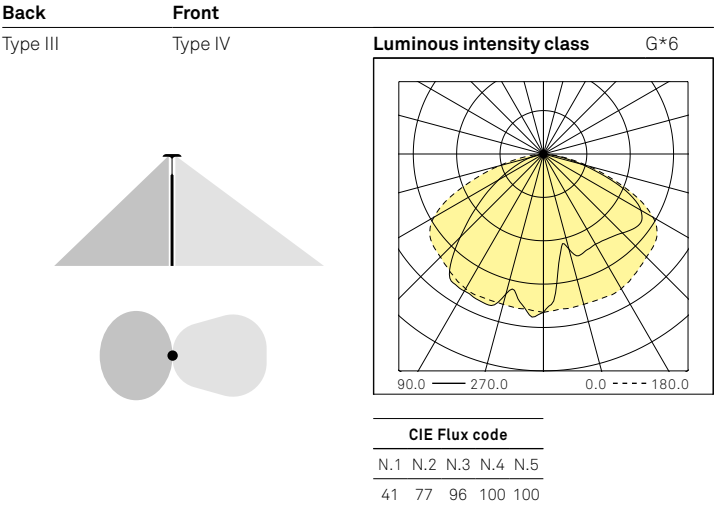
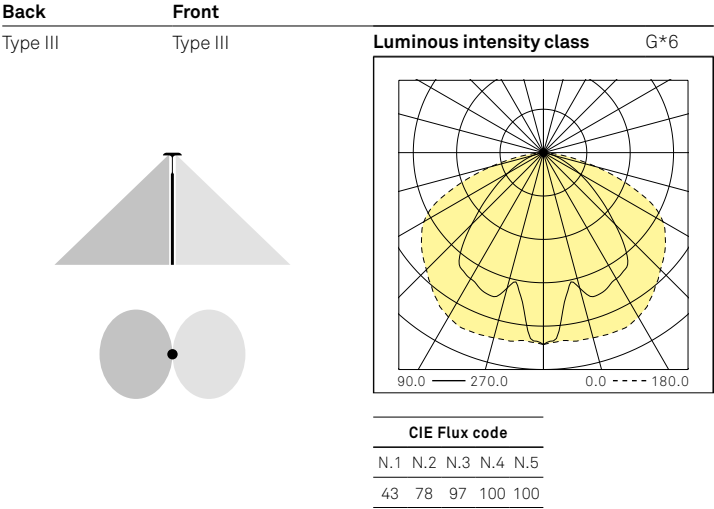
System**			Back			Front		
lm tot	W tot	lm/W	n LED	mA	W	n LED	mA	W
5,000	44.2	113	16	411	19.0	16	411	19.0
7,000	64.6	108	16	608	28.4	16	608	28.4
7,500	62.0	121	32	304	27.0	32	304	27.0
9,000	74.8	120	32	365	32.5	32	365	32.5
12,000	101.4	118	32	502	45.2	32	502	45.2
15,000	133.2	113	32	661	60.0	32	661	60.0

** The energy values in the table refer to LED module + driver.
- CCT 2,200K and 2,700K on demand.
- LED type: CSP Nichia
- Life time specification for gradual light output degradation (EN 62722-2-1, LM80 data) 100,000h L80B10 (Tq = 25°C).
- Colour Rendering Index: ≥ 70
- Angular color uniformity Δu'v' ≤ 0,003
- Photobiological risk (IEC/TR 62778): Threshold distance between class RG1 and class RG2 at 1.27 m from the source.

DRIVER FUNCTIONS

1-10V + NCL (Analogic control + Neri Constant Lumen)
AmpDim + NCL (Flux regulator + Neri Constant Lumen)
DALI + NCL (Digital control + Neri Constant Lumen)
NVL + NCL (Autodimming -30% x 6h + Neri Constant Lumen)
Zhaga connector + SR

POLAR DIAGRAMS



READY | PRISMATIC

The 'Ready' version is equipped with two light sources and a shared driver. This version comes in five standard and most commonly used configurations. The four light distributions have been already combined together whilst ten different lumen outputs for each source can be selected and adopted.

Lighting distribution	Screen	LOR	IES Class
Type II + Type III	Prismatic	-	Full Cutoff
Type II + Type IV	Prismatic	-	Full Cutoff

*LOR: optical efficiency appliance due to the physical shielding.
- Modular 3 X 3 refractive lens in PMMA.
- High efficiency reflector in plastic material for flux recovery and glare reduction.

Luminous flux - 3,000K

System**			Back			Front		
lm tot	W tot	lm/W	n LED	mA	W	n LED	mA	W
5,250	45.3	116	16	303	13.8	32	303	25.6
6,750	61.4	110	16	391	18.1	32	391	34.9
9,000	81.4	111	16	542	25.4	32	542	45.9
11,250	107.4	105	16	718	33.6	32	718	61.1

Luminous flux - 4,000K

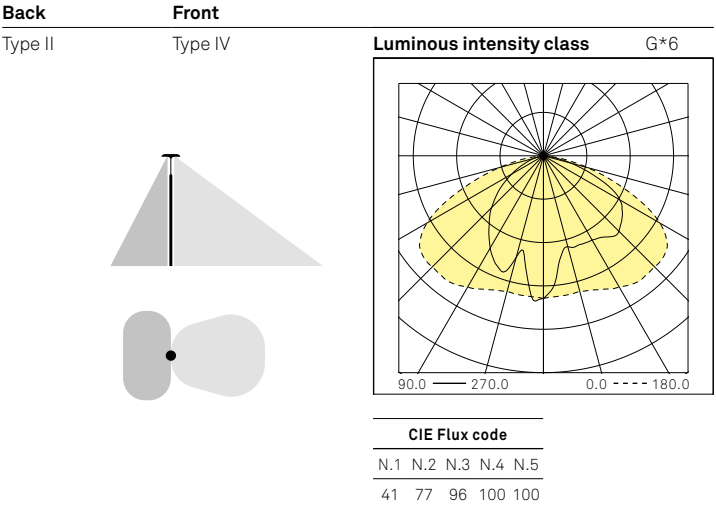
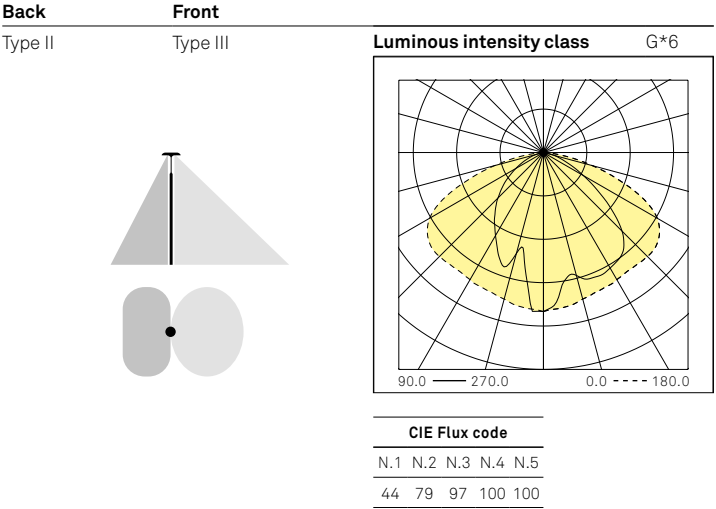
System**			Back			Front		
lm tot	W tot	lm/W	n LED	mA	W	n LED	mA	W
5,250	43.9	120	16	285	12.9	32	285	25.2
6,750	56.8	119	16	365	16.9	32	365	32.5
9,000	77.7	116	16	502	23.0	32	502	45.2
11,250	102.2	110	16	661	31.0	32	661	60.0

** The energy values in the table refer to LED module + driver.
- CCT 2,200K and 2,700K on demand.
- LED type: CSP Nichia
- Life time specification for gradual light output degradation (EN 62722-2-1, LM80 data) 100,000h L80B10 (Tq = 25°C).
- Colour Rendering Index: ≥ 70
- Angular color uniformity Δu'v' ≤ 0,003
- Photobiological risk (IEC/TR 62778): Threshold distance between class RG1 and class RG2 at 1.27 m from the source.

DRIVER FUNCTIONS

1-10V + NCL (Analogic control + Neri Constant Lumen)
AmpDim + NCL (Flux regulator + Neri Constant Lumen)
DALI + NCL (Digital control + Neri Constant Lumen)
NVL + NCL (Autodimming -30% x 6h + Neri Constant Lumen)
Zhaga connector + SR

POLAR DIAGRAMS



READY | TRANSPARENT

The 'Ready' version is equipped with two light sources and a shared driver. This version comes in five standard and most commonly used configurations. The four light distributions have been already combined together whilst ten different lumen outputs for each source can be selected and adopted.

Lighting distribution	Screen	LOR	IES Class
Type III + Type III	Transparent	-	Full Cutoff
Type III + Type IV	Transparent	-	Full Cutoff
Type IV + Type IV	Transparent	-	Full Cutoff

- *LOR: optical efficiency appliance due to the physical shielding.
- Modular 3 X 3 refractive lens in PMMA.
 - High efficiency reflector in plastic material for flux recovery and glare reduction.

Luminous flux - 3,000K

System**			Back			Front		
lm tot	W tot	lm/W	n LED	mA	W	n LED	mA	W
5,000	44	114	16	418	19	16	418	19
7,000	66	106	16	618	29	16	618	29
7,500	63	119	32	308	27	32	308	27
9,000	76	118	32	370	33	32	370	33
12,000	104	115	32	567	46	32	567	46
15,000	138	109	32	673	61	32	673	61

Luminous flux - 4,000K

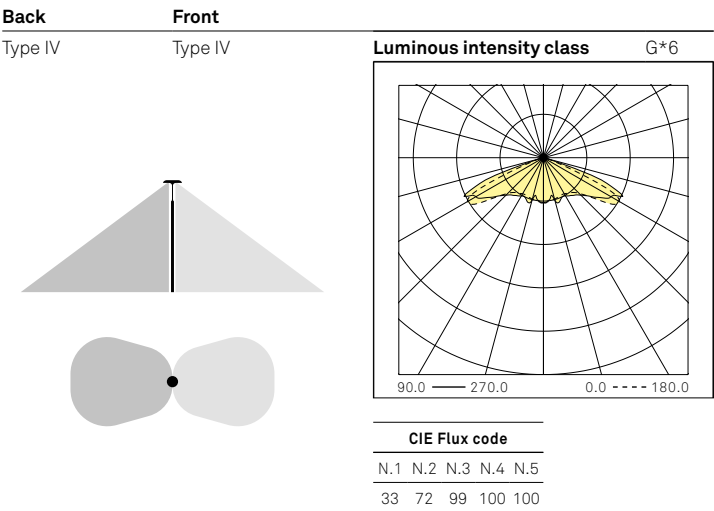
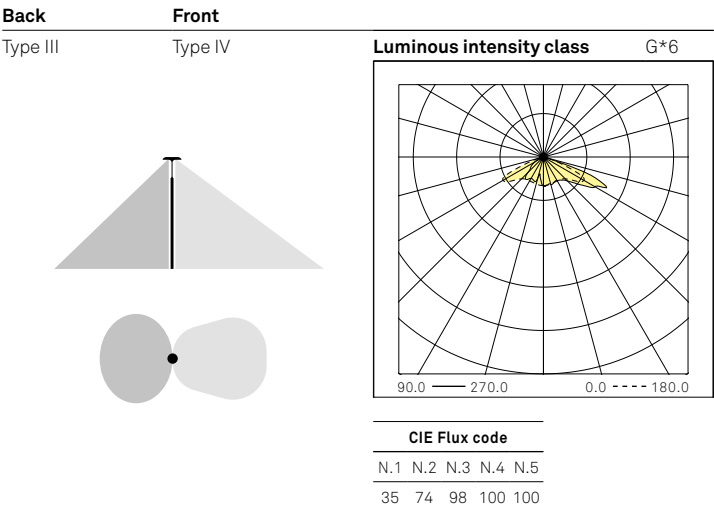
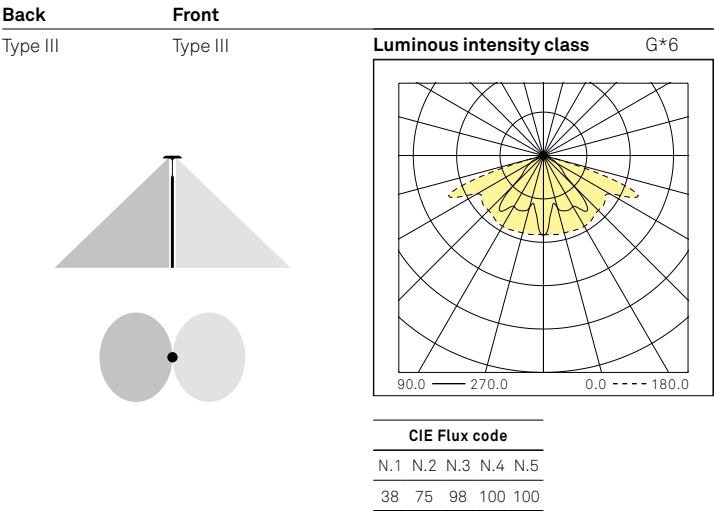
System**			Back			Front		
lm tot	W tot	lm/W	n LED	mA	W	n LED	mA	W
5,000	42	119	16	389	18	16	389	18
7,000	60	117	16	572	27	16	572	27
7,500	59	127	32	290	26	32	290	26
9,000	70	129	32	346	31	32	346	31
12,000	96	125	32	474	43	32	474	43
15,000	124	121	32	620	56	32	620	56

- ** The energy values in the table refer to LED module + driver.
- CCT 2,200K and 2,700K on demand.
 - LED type: CSP Nichia
 - Life time specification for gradual light output degradation (EN 62722-2-1, LM80 data) 100,000h L80B10 (Tq = 25°C).
 - Colour Rendering Index: ≥ 70
 - Angular color uniformity Δu'v' ≤ 0,003
 - Photobiological risk (IEC/TR 62778): Threshold distance between class RG1 and class RG2 at 1.27 m from the source.

DRIVER FUNCTIONS

1-10V + NCL (Analogic control + Neri Constant Lumen)
AmpDim + NCL (Flux regulator + Neri Constant Lumen)
DALI + NCL (Digital control + Neri Constant Lumen)
NVL + NCL (Autodimming -30% x 6h + Neri Constant Lumen)
Zhaga connector + SR

POLAR DIAGRAMS



READY | TRANSPARENT

The 'Ready' version is equipped with two light sources and a shared driver. This version comes in five standard and most commonly used configurations. The four light distributions have been already combined together whilst ten different lumen outputs for each source can be selected and adopted.

Lighting distribution	Screen	LOR	IES Class
Type II + Type III	Transparent	-	Full Cutoff
Type II + Type IV	Transparent	-	Full Cutoff

*LOR: optical efficiency appliance due to the physical shielding.
- Modular 3 X 3 refractive lens in PMMA.
- High efficiency reflector in plastic material for flux recovery and glare reduction.

Luminous flux - 3,000K

System*			Back			Front		
lm tot	W tot	lm/W	n LED	mA	W	n LED	mA	W
5,250	45	118	16	288	13	32	288	26
6,750	58	117	16	370	17	32	370	33
9,000	80	113	16	511	24	32	511	46
11,250	105	107	16	673	32	32	673	61

Luminous flux - 4,000 K

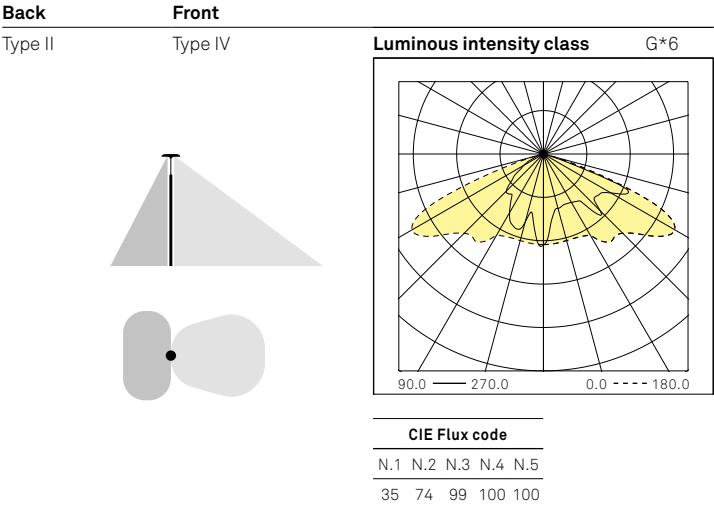
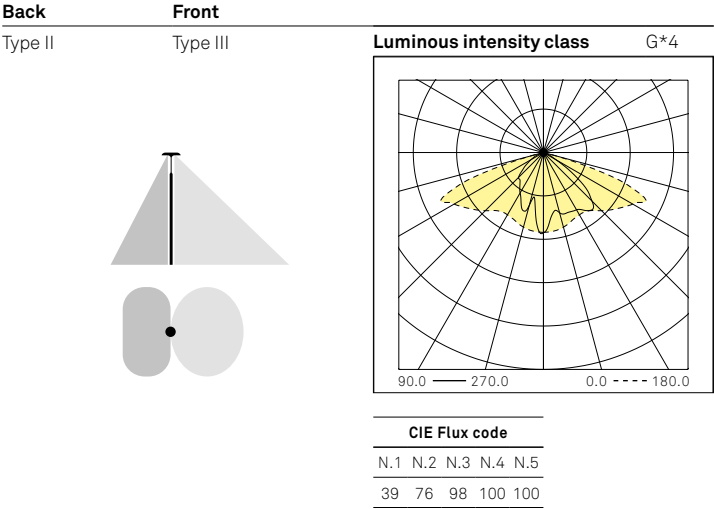
System*			Back			Front		
lm tot	W tot	lm/W	n LED	mA	W	n LED	mA	W
5,250	42	126	16	270	12	32	270	24
6,750	53	126	16	346	16	32	346	31
9,000	73	123	16	474	22	32	474	43
11,250	95	118	16	620	29	32	620	56

** The energy values in the table refer to LED module + driver.
- CCT 2,200K and 2,700K on demand.
- LED type: CSP Nichia
- Life time specification for gradual light output degradation (EN 62722-2-1, LM80 data) 100,000h L80B10 (Tq = 25°C).
- Colour Rendering Index: ≥ 70
- Angular color uniformity Δu'v' ≤ 0,003
- Photobiological risk (IEC/TR 62778): Threshold distance between class RG1 and class RG2 at 1.27 m from the source.

DRIVER FUNCTIONS

1-10V + NCL (Analogic control + Neri Constant Lumen)
AmpDim + NCL (Flux regulator + Neri Constant Lumen)
DALI + NCL (Digital control + Neri Constant Lumen)
NVL + NCL (Autodimming -30% x 6h + Neri Constant Lumen)
Zhaga connector + SR

POLAR DIAGRAMS



PRO

The 'Pro' version is fully customisable. The two sources can be completely different one from the other in terms of distribution, flux and intensity, allowing lighting professionals total freedom. The independence of the two light sources and drivers is the equivalent of having two luminaires mounted on the same post at same or at different heights. Lumens output ranges from 1,500lm to 15,000lm.


Lighting distribution	Screen	LOR*	ULOR
Type II	-	100%	0%
Type III	-	100%	0%
Type IV	-	100%	0%
Type V	-	100%	0%

*LOR: optical efficiency appliance due to the physical shielding.
- Modular 3 X 3 refractive lens in PMMA.
- High efficiency reflector in plastic material for flux recovery and glare reduction.

- LED type: CSP Nichia
- Life time specification for gradual light output degradation (EN 62722-2-1, LM80 data) 100,000h L80B10 (Tq = 25°C).
- Colour Rendering Index: ≥ 70
- Angular color uniformity Δu'v' ≤ 0,003
- Photobiological risk (IEC/TR 62778): Threshold distance between class RG1 and class RG2 at 1.27 m from the source.

DRIVER FUNCTIONS

1-10V + NCL (Analogic control + Neri Constant Lumen)
AmpDim + NCL (Flux regulator + Neri Constant Lumen)
DALI + NCL (Digital control + Neri Constant Lumen)
NVL + NCL (Autodimming -30% x 6h + Neri Constant Lumen)
Zhaga connector + SR



GLASS
<input type="checkbox"/> Prismatic
<input type="checkbox"/> Transparent

BACK	FRONT
<input type="checkbox"/> No light*	<input type="checkbox"/> No light*
Lighting distribution	Lighting distribution
<input type="checkbox"/> Type II	<input type="checkbox"/> Type II
<input type="checkbox"/> Type III	<input type="checkbox"/> Type III
<input type="checkbox"/> Type IV	<input type="checkbox"/> Type IV
<input type="checkbox"/> Type V	<input type="checkbox"/> Type V
Color temperature	Color temperature
<input type="checkbox"/> 3,000K	<input type="checkbox"/> 3,000K
<input type="checkbox"/> 4,000K	<input type="checkbox"/> 4,000K
Luminous flux	Luminous flux
<input type="checkbox"/> 1,500lm	<input type="checkbox"/> 1,500lm
<input type="checkbox"/> 2,500lm	<input type="checkbox"/> 2,500lm
<input type="checkbox"/> 3,500lm	<input type="checkbox"/> 3,500lm
<input type="checkbox"/> 4,500lm	<input type="checkbox"/> 4,500lm
<input type="checkbox"/> 6,000lm	<input type="checkbox"/> 6,000lm
<input type="checkbox"/> 7,500lm	<input type="checkbox"/> 7,500lm
<input type="checkbox"/> Other:	<input type="checkbox"/> Other:
Driver Functions	Driver Functions
<input type="checkbox"/> 1-10V + NCL	<input type="checkbox"/> 1-10V + NCL
<input type="checkbox"/> AmpDim + NCL	<input type="checkbox"/> AmpDim + NCL
<input type="checkbox"/> DALI + NCL	<input type="checkbox"/> DALI + NCL
<input type="checkbox"/> NVL + NCL	<input type="checkbox"/> NVL + NCL
ZHAGA Connector + SR	ZHAGA Connector + SR
<input type="checkbox"/>	<input type="checkbox"/>

* Customisation includes the possibility of having one or both sources on.

NERI

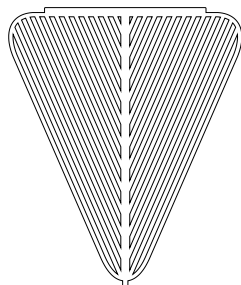
Lang
Cod. **LULAN**

Fixing:
Post top

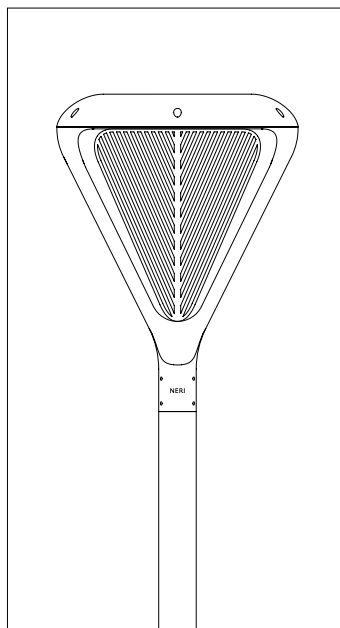
Technical sheet
Rev. 02 - 2024/03/21

THE BLADE:

The blade is an accessory made of laser cut aluminum that can be added to the luminaire. It lends itself to endless personalisation possibilities ranging from brand logos to city crests, from patterns to colors.



DRAWINGS



CUSTOMISATION:

The examples of Blade shown here are purely for illustrative and demo purposes. Blade projects have to be submitted to Neri Technical Department for feasibility study, approval and engineering before being produced.

